

MFJ-1919

Portable Antenna Stand

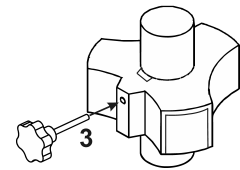
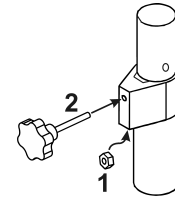
Instruction Manual

Thank you for purchasing the MFJ-1919 Portable Antenna Stand. The MFJ-1919 is perfect for camping trips, expeditions, hiking, etc. It is great for mounting loop antennas, VHF/UHF vertical antennas, or any other type of portable antenna. The MFJ-1919 extends up to 6 feet and will hold a maximum of 66 lbs. The MFJ-1919 collapses to a compact size for easy storage. With the legs spread at the maximum distance, the MFJ-1919 base covers 693 square inches for a more stable support.

Please read this instruction manual completely and thoroughly before using the MFJ-1919.

Initial Assembly:

- 1 Slip nut into the hole on Top Mount and push it up with a screwdriver to where the screw hole in the nut aligns with the screw hole on the mount.
- 2 Screw the mounting screw into the screw hole on the mount and tighten until the clamp on the top mast section starts to tighten up.
- 3 On the Bottom Mount screw the mounting screw into the screw hole till the mast clamp just starts to tighten up. This hole is tapped into plastic so do not over tighten.
- 4 Loosen the knobs enough to allow the masts to slide as needed.

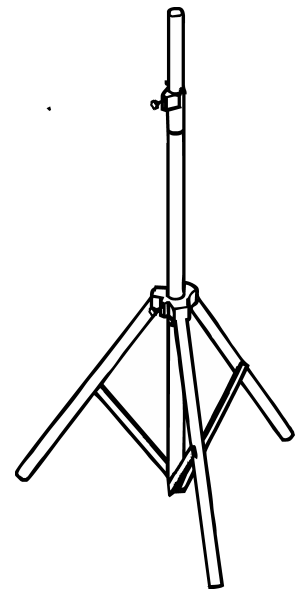


Instructions:

1. Loosen the leg mounting screw.
2. Separate the legs to the desired spread and tighten the leg mounting screw.
3. Install the desired mount onto the top of the 1-inch mast.
4. Install your antenna onto the mount or install your antenna onto the top of the 1-inch mast with U-bolts.
5. Loosen the mast mounting screw and raise the mast to the desired height.
6. Place the holding pin through the hole in the mast at the desired height.
7. Screw the mast mounting screw tight.

Notes:

For light antennas, you can also get a few extra inches of height by extending the mast to the maximum length and tightening the mast mounting screw. The holding pin does not necessarily have to rest on the Top Mount clamp. However, for heavier antennas, it is suggested that the holding pin rest on top of the Top Mount clamp for added support. Do not over tighten the mounting screws.



Warning:

The MFJ-1919 is suited for temporary outdoor use. Do not leave the tripod outdoors for extended periods of time.

12 MONTH LIMITED WARRANTY

MFJ Enterprises, Inc. Warrants to the original owner of this product, if manufactured by MFJ Enterprises, Inc. and purchased from an authorized dealer or directly from MFJ Enterprises, Inc. to be free from defects in material and workmanship for a period of 12 months from date of purchase provided the following terms of this warranty are satisfied.

1. The purchaser must retain the dated proof-of-purchase (bill of sale, canceled check, credit card or money order receipt, etc.) describing the product to establish the validity of the warranty claim and submit the original or machine reproduction of such proof-of-purchase to MFJ Enterprises, Inc. at the time of warranty service. MFJ Enterprises, Inc. shall have the discretion to deny warranty without dated proof-of-purchase. Any evidence of alteration, erasure, or forgery shall be cause to void any and all warranty terms immediately.
2. MFJ Enterprises, Inc. agrees to repair or replace at MFJ's option without charge to the original owner any defective product under warranty, provided the product is returned postage prepaid to MFJ Enterprises, Inc. with a personal check, cashiers check, or money order for \$10.00 covering postage and handling.
3. MFJ Enterprises, Inc. will supply replacement parts free of charge for any MFJ product under warranty upon request. A dated proof-of-purchase and a \$7.00 personal check, cashiers check, or money order must be provided to cover postage and handling.
4. This warranty is NOT void for owners who attempt to repair defective units. Technical consultation is available by calling (662) 323-5869.
5. This warranty does not apply to kits sold by or manufactured by MFJ Enterprises, Inc.
6. Wired and tested PC board products are covered by this warranty provided only the wired and tested PC board product is returned. Wired and tested PC boards installed in the owner's cabinet or connected to switches, jacks, or cables, etc. sent to MFJ Enterprises, Inc. will be returned at the owner's expense unrepai red.
7. Under no circumstances is MFJ Enterprises, Inc. liable for consequential damages to person or property by the use of any MFJ products.
8. Out-of-warranty Service: MFJ Enterprises, Inc. will repair any out-of-warranty product provided the unit is shipped prepaid. All repaired units will be shipped COD to the owner. Repair charges will be added to the COD fee unless other arrangements are made.
9. This warranty is given in lieu of any other warranty expressed or implied.
10. MFJ Enterprises, Inc. reserves the right to make changes or improvements in design or manufacture without incurring any obligation to install such changes upon any of the products previously manufactured.
11. All MFJ products to be serviced in-warranty or out-of-warranty should be addressed to MFJ Enterprises, Inc., 300 Industrial Park Road, Starkville, Mississippi 39759, USA and must be accompanied by a letter describing the problem in detail along with a copy of your dated proof-of-purchase.
12. This warranty gives you specific rights, and you may also have other rights, which vary from state to state.